



# *a beach for everyone*

## **Attitudes toward West End Beaches**

April 2022

**234**

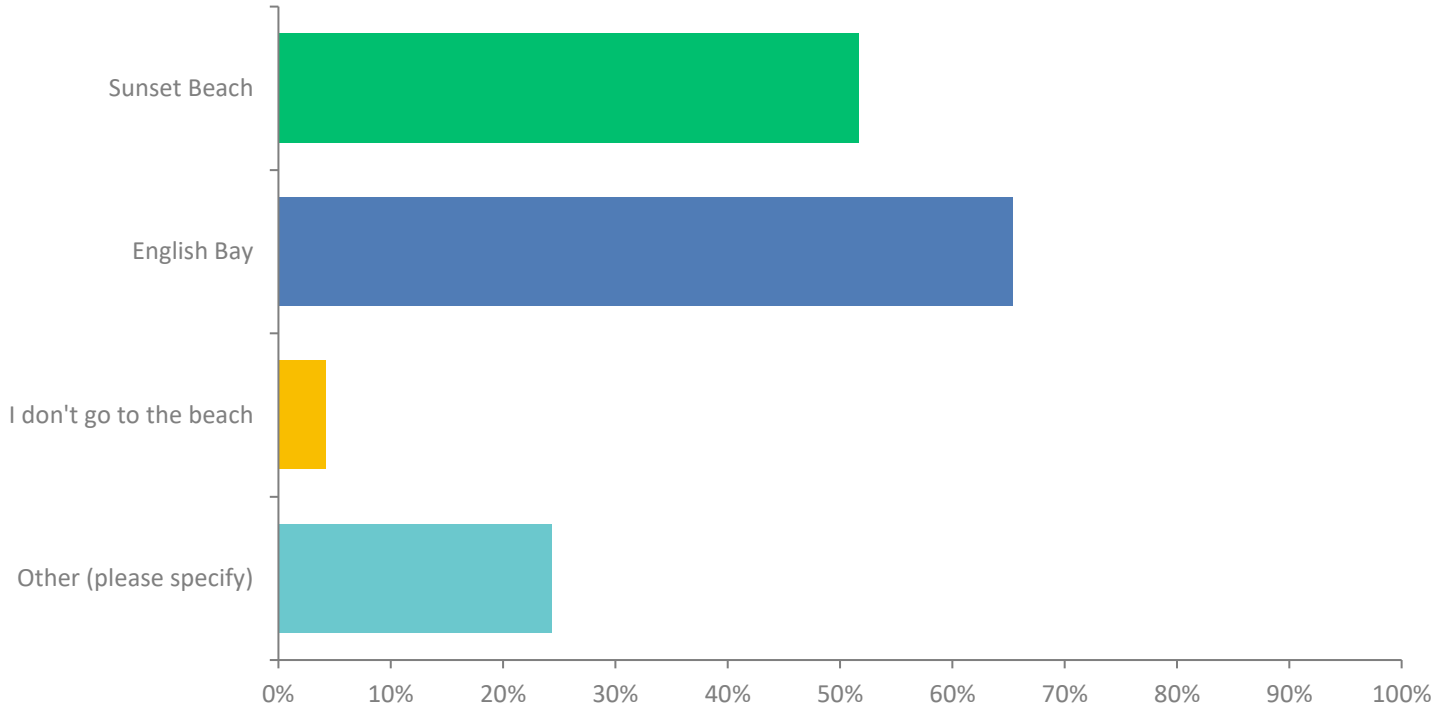
Total Responses

Date Created: Monday, April 25, 2022

Complete Responses: 234

# Q1: When you are looking to enjoy time at the beach in the West End, which one(s) do you typically visit?

Answered: 234 Skipped: 0



*a beach for everyone*



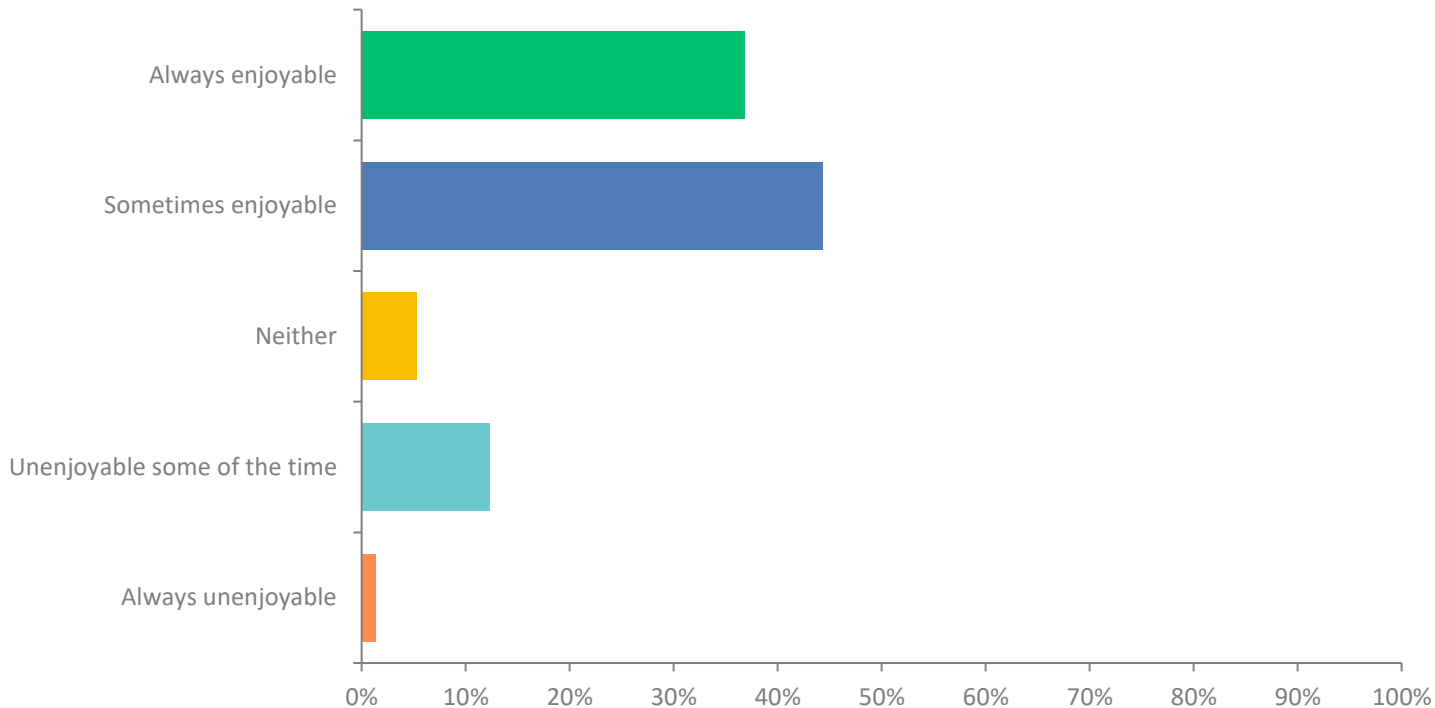
# Q1: When you are looking to enjoy time at the beach in the West End, which one(s) do you typically visit?

Answered: 234 Skipped: 0

ANSWER CHOICES	RESPONSES	
Sunset Beach	51.71%	121
English Bay	65.38%	153
I don't go to the beach	4.27%	10
Other (please specify)	24.36%	57
TOTAL		341

## Q2: How enjoyable do you find the atmosphere on a typical sunny day at Sunset Beach?

Answered: 228 Skipped: 6



*a beach for everyone*



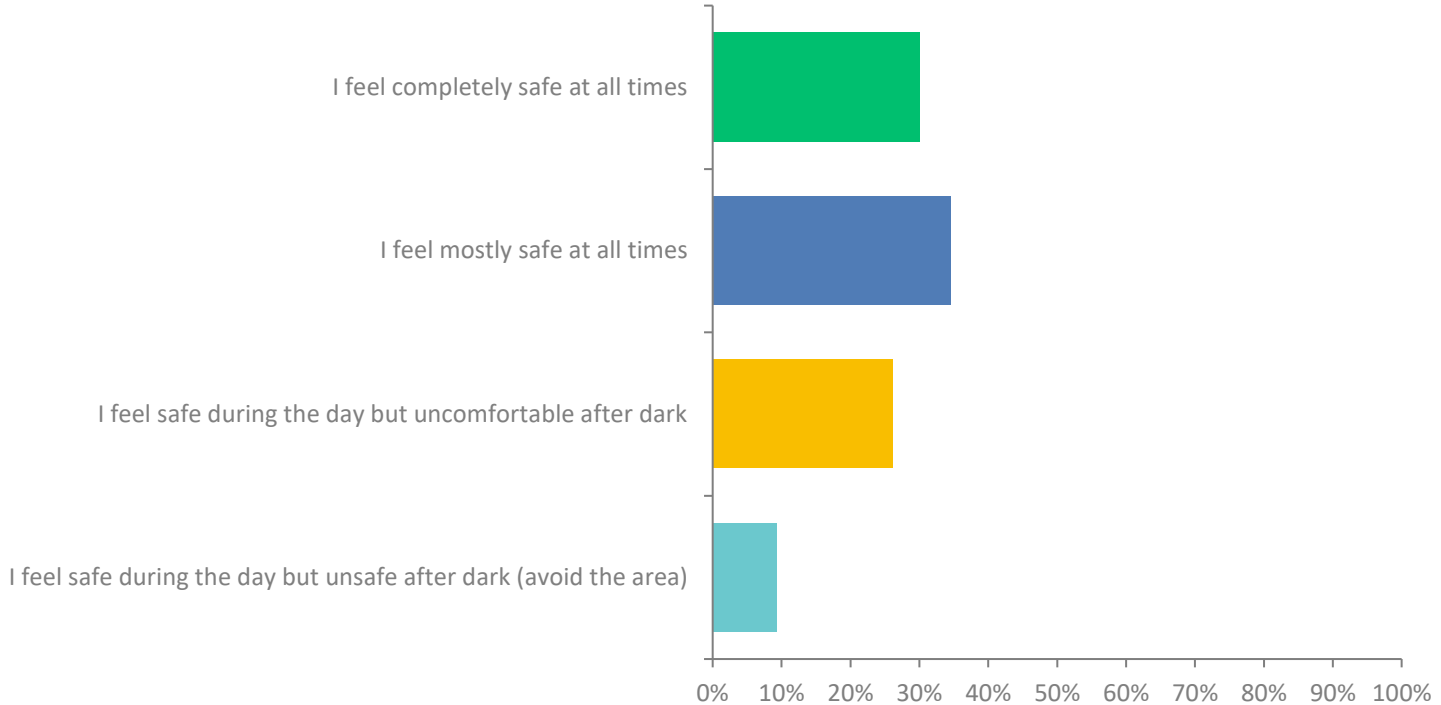
## Q2: How enjoyable do you find the atmosphere on a typical sunny day at Sunset Beach?

Answered: 228 Skipped: 6

ANSWER CHOICES	RESPONSES	
Always enjoyable	36.84%	84
Sometimes enjoyable	44.30%	101
Neither	5.26%	12
Unenjoyable some of the time	12.28%	28
Always unenjoyable	1.32%	3
TOTAL		228

### Q3: How do you feel about your personal safety at Sunset Beach? Please choose the option that best matches your feelings.

Answered: 226 Skipped: 8



*a beach for everyone*



### Q3: How do you feel about your personal safety at Sunset Beach? Please choose the option that best matches your feelings.

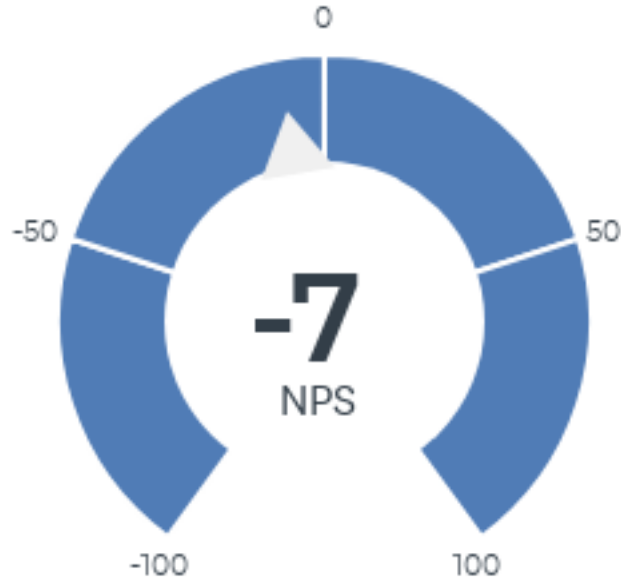
Answered: 226 Skipped: 8

ANSWER CHOICES	RESPONSES	
I feel completely safe at all times	30.09%	68
I feel mostly safe at all times	34.51%	78
I feel safe during the day but uncomfortable after dark	26.11%	59
I feel safe during the day but unsafe after dark (avoid the area)	9.29%	21
TOTAL		226



## Q4: How likely is it that you would recommend Sunset Beach to a friend or colleague?

Answered: 224 Skipped: 10



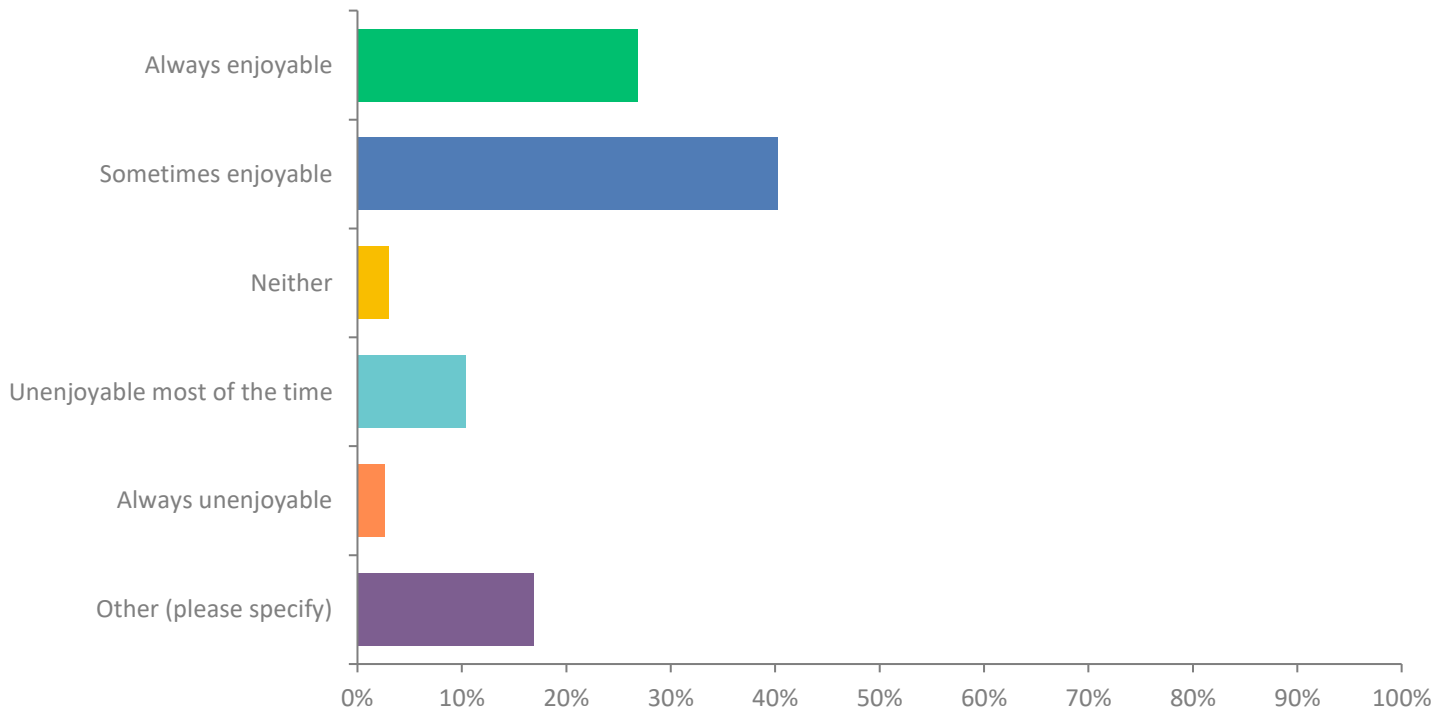
## Q4: How likely is it that you would recommend Sunset Beach to a friend or colleague?

Answered: 224 Skipped: 10

DETRACTORS (0-6)	PASSIVES (7-8)	PROMOTERS (9-10)	NET PROMOTER® SCORE
36% 80	36% 80	29% 64	-7

# Q5: How enjoyable do you find the atmosphere on a typical summer day at English Bay Beach?

Answered: 231 Skipped: 3



*a beach for everyone*



## Q5: How enjoyable do you find the atmosphere on a typical summer day at English Bay Beach?

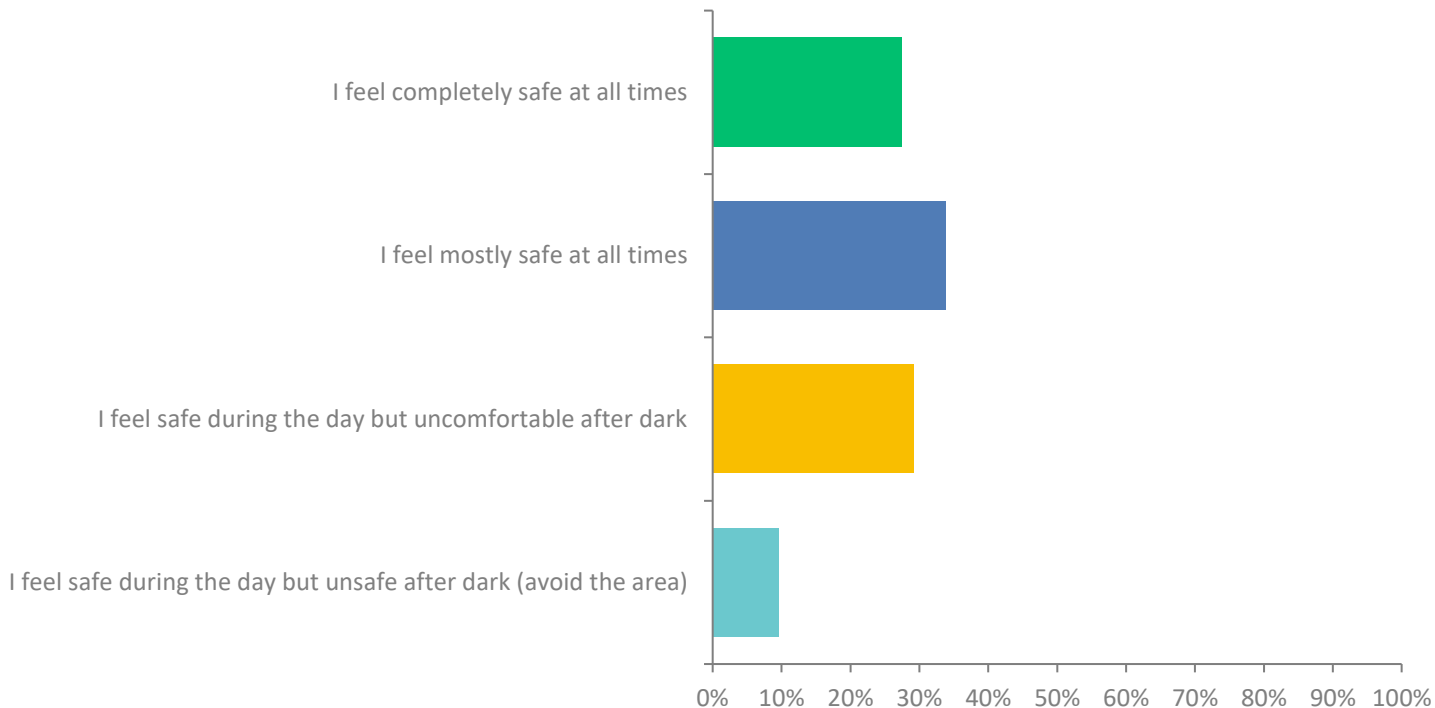
Answered: 231 Skipped: 3

ANSWER CHOICES	RESPONSES	
Always enjoyable	26.84%	62
Sometimes enjoyable	40.26%	93
Neither	3.03%	7
Unenjoyable most of the time	10.39%	24
Always unenjoyable	2.60%	6
Other (please specify)	16.88%	39
TOTAL		231

*a beach for everyone* 

## Q6: How do you feel about your personal safety at English Bay Beach? Please choose the option that best matches your feelings.

Answered: 230 Skipped: 4



***a beach for everyone***



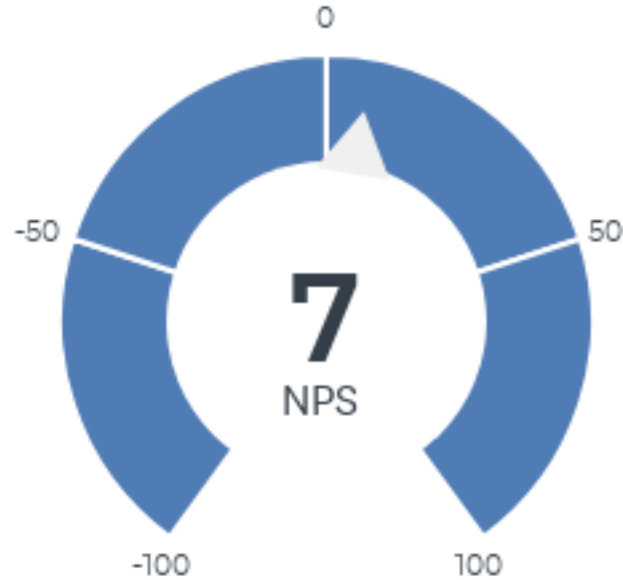
## Q6: How do you feel about your personal safety at English Bay Beach? Please choose the option that best matches your feelings.

Answered: 230 Skipped: 4

ANSWER CHOICES	RESPONSES	
I feel completely safe at all times	27.39%	63
I feel mostly safe at all times	33.91%	78
I feel safe during the day but uncomfortable after dark	29.13%	67
I feel safe during the day but unsafe after dark (avoid the area)	9.57%	22
TOTAL		230

# Q7: How likely is it that you would recommend English Bay Beach to a friend or colleague?

Answered: 225 Skipped: 9



*a beach for everyone* 

## Q7: How likely is it that you would recommend English Bay Beach to a friend or colleague?

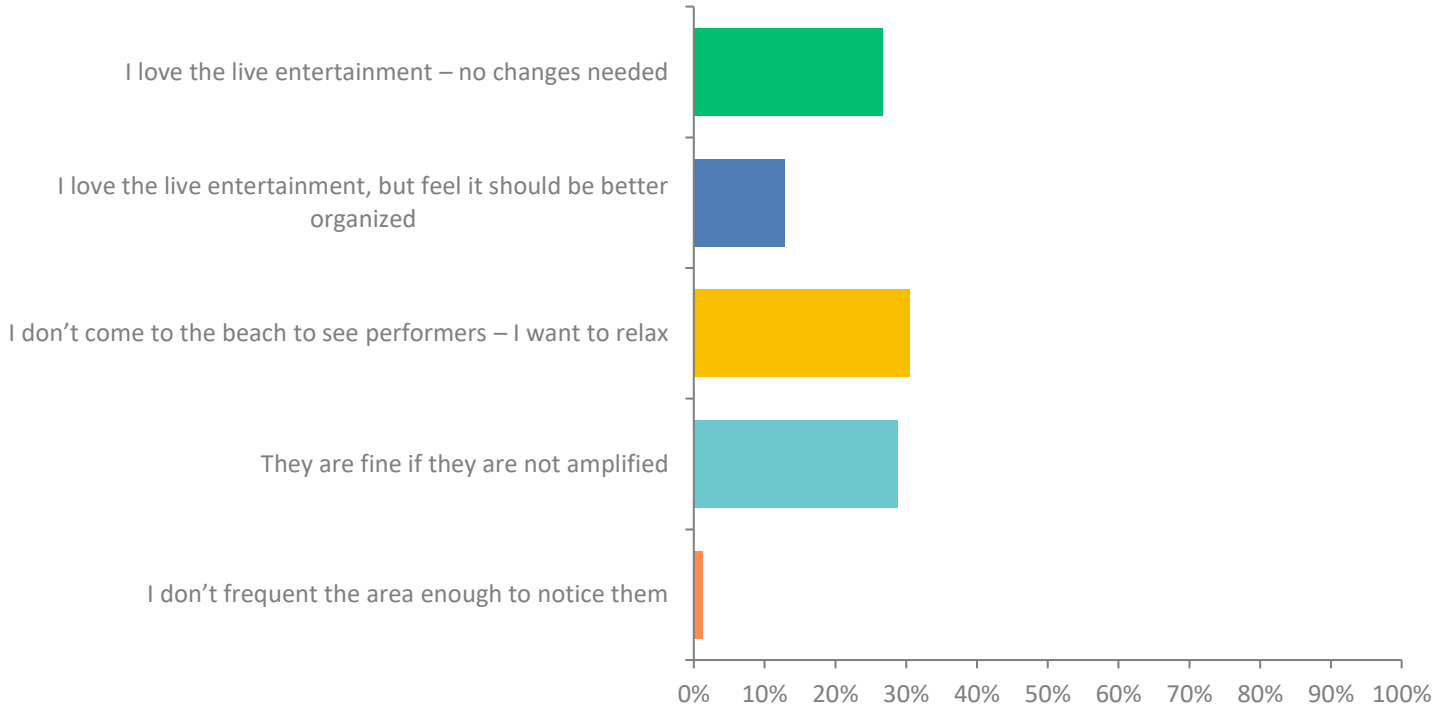
Answered: 225 Skipped: 9

DETRACTORS (0-6)	PASSIVES (7-8)	PROMOTERS (9-10)	NET PROMOTER® SCORE
28% 64	36% 82	35% 79	7



## Q8: How do you feel about the Musicians & Buskers that sometimes perform on or around English Bay? Please choose the answer closest to your feelings.

Answered: 233 Skipped: 1



***a beach for everyone***



## Q8: How do you feel about the Musicians & Buskers that sometimes perform on or around English Bay? Please choose the answer closest to your feelings.

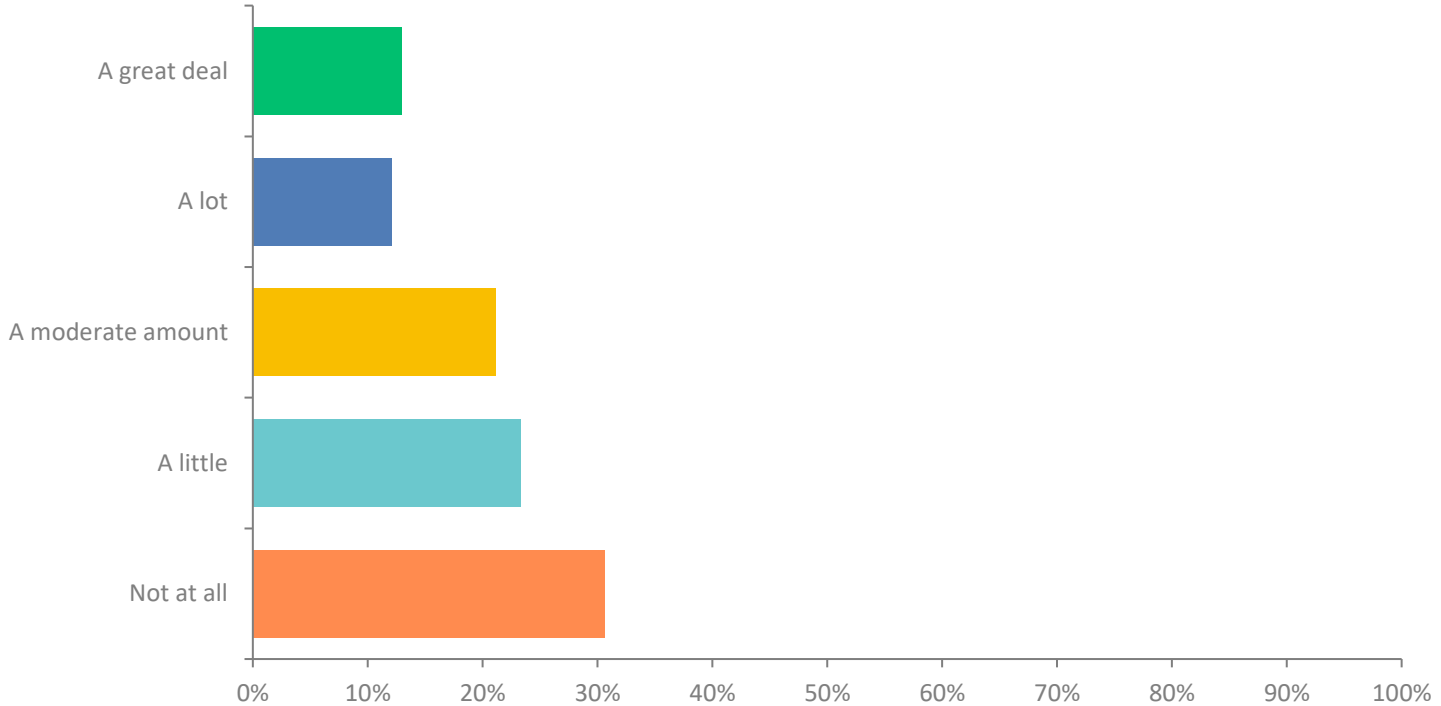
Answered: 233 Skipped: 1

ANSWER CHOICES	RESPONSES	
I love the live entertainment – no changes needed	26.61%	62
I love the live entertainment, but feel it should be better organized	12.88%	30
I don't come to the beach to see performers – I want to relax	30.47%	71
They are fine if they are not amplified	28.76%	67
I don't frequent the area enough to notice them	1.29%	3
TOTAL		233

*a beach for everyone* 

# Q9: Are you ever disturbed by excessive noise coming from Sunset Beach or English Bay?

Answered: 232 Skipped: 2



*a beach for everyone*



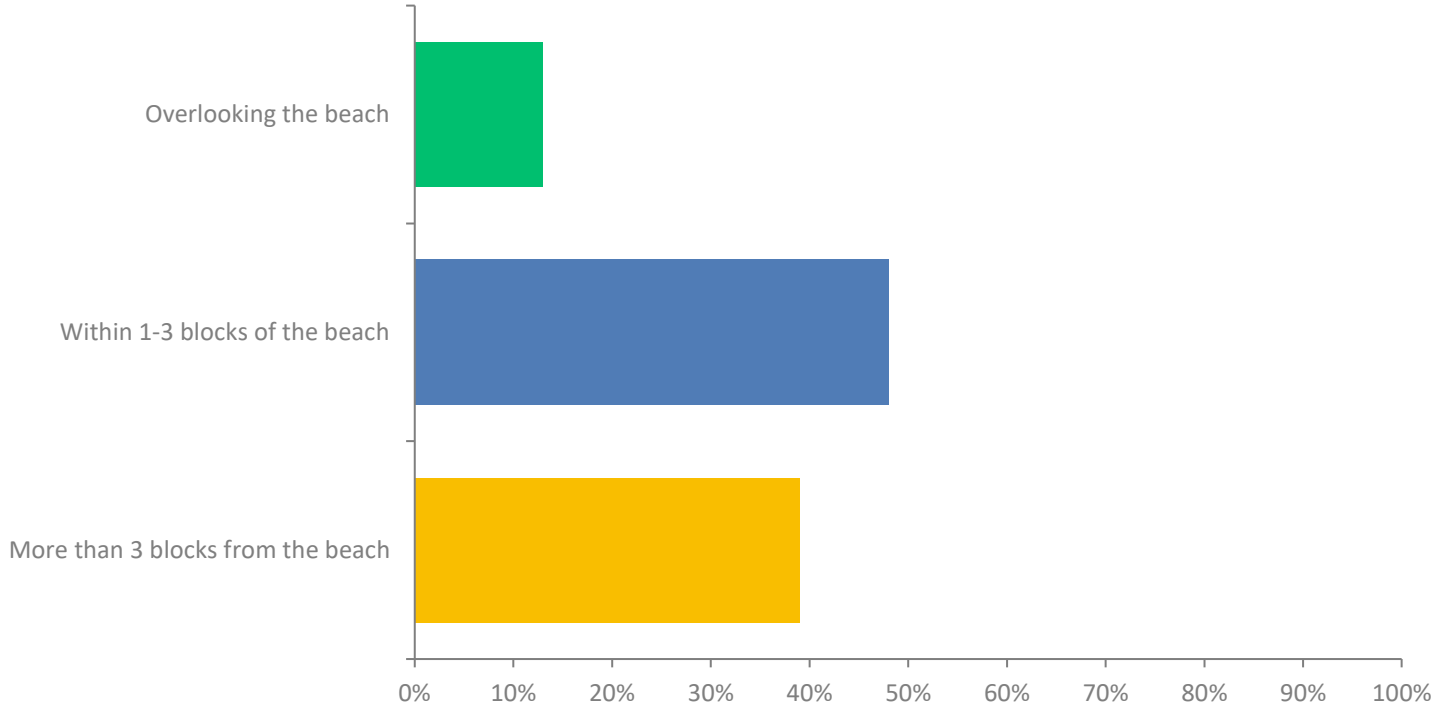
# Q9: Are you ever disturbed by excessive noise coming from Sunset Beach or English Bay?

Answered: 232 Skipped: 2

ANSWER CHOICES	RESPONSES	
A great deal	12.93%	30
A lot	12.07%	28
A moderate amount	21.12%	49
A little	23.28%	54
Not at all	30.60%	71
TOTAL		232

# Q10: How close to Sunset Beach or English Bay do you live?

Answered: 231 Skipped: 3



*a beach for everyone*



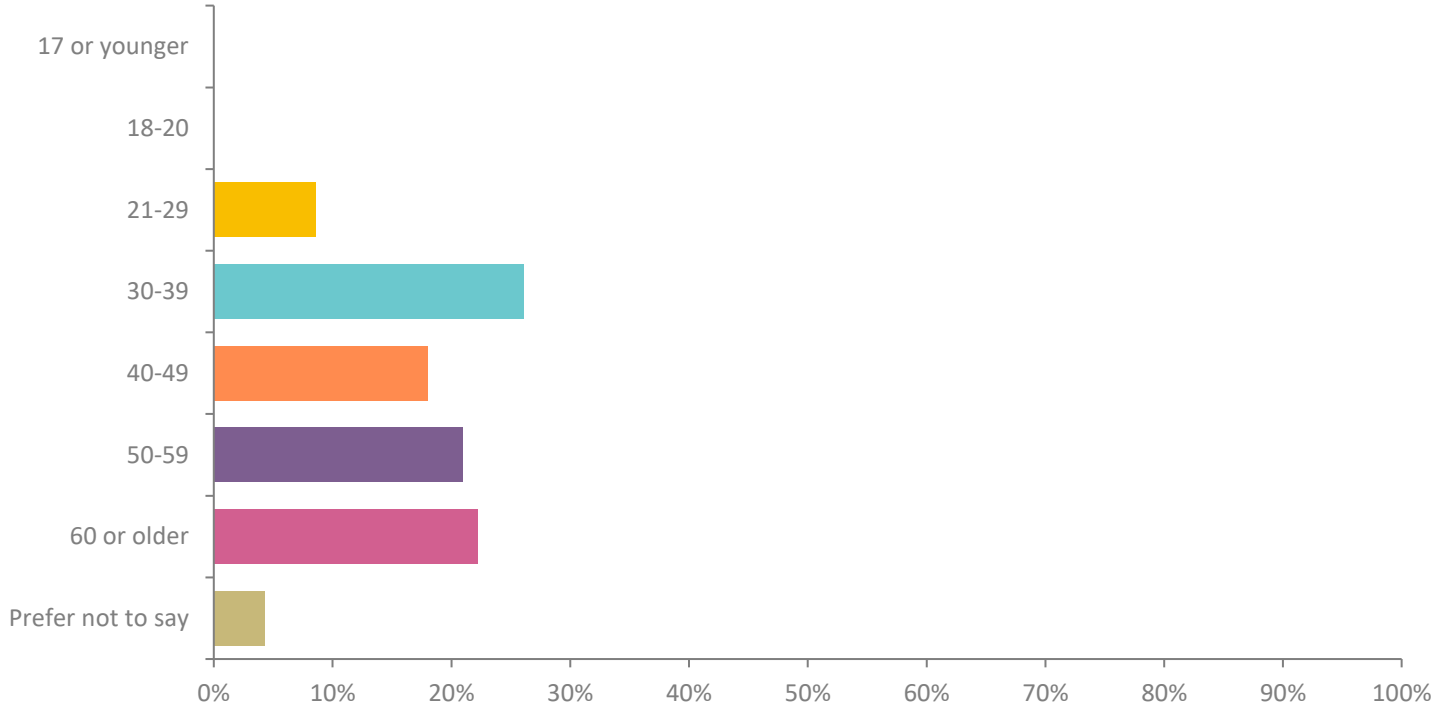
## Q10: How close to Sunset Beach or English Bay do you live?

Answered: 231 Skipped: 3

ANSWER CHOICES	RESPONSES	
Overlooking the beach	12.99%	30
Within 1-3 blocks of the beach	48.05%	111
More than 3 blocks from the beach	38.96%	90
TOTAL		231

# Q12: What is your age?

Answered: 234 Skipped: 0



*a beach for everyone*



## Q12: What is your age?

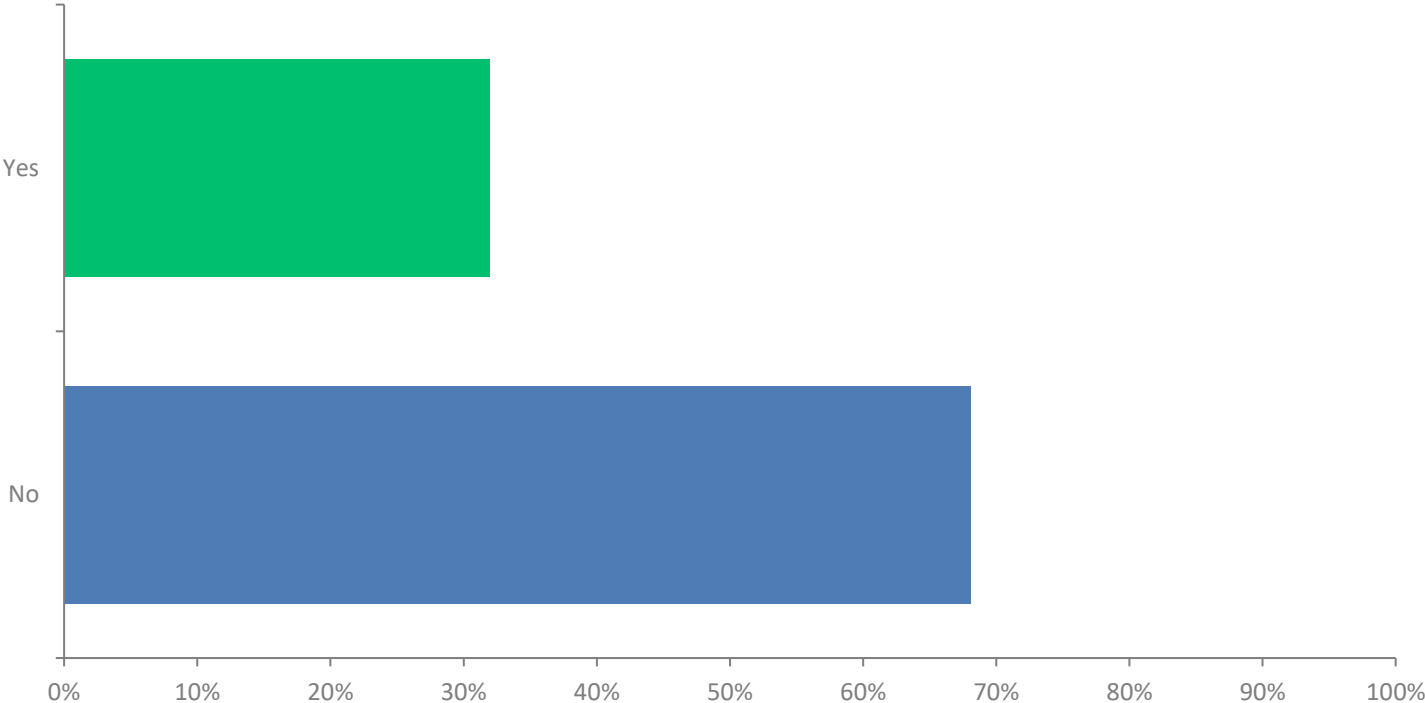
Answered: 234 Skipped: 0

ANSWER CHOICES	RESPONSES	
17 or younger	0%	0
18-20	0%	0
21-29	8.55%	20
30-39	26.07%	61
40-49	17.95%	42
50-59	20.94%	49
60 or older	22.22%	52
Prefer not to say	4.27%	10
<b>TOTAL</b>		<b>234</b>



# Q14: Would you like to be added to the A Beach For Everyone newsletter (you can unsubscribe at any time).

Answered: 219 Skipped: 15



*a beach for everyone*



## Q14: Would you like to be added to the A Beach For Everyone newsletter (you can unsubscribe at any time).

Answered: 219 Skipped: 15

ANSWER CHOICES	RESPONSES	
Yes	31.96%	70
No	68.04%	149
TOTAL		219